

# Idaho Wine Flies Free Packing and Airport Tips

Alaska Airlines Mileage Plan Members can check a case of wine for free to any U.S. destination as part of the Wine Flies Free program. Add your Mileage Plan number to your reservation to make sure your first case of wine won't count toward your checked baggage allowance. You can do this beforehand or at the airport.




1

Wine must be packed for transport in a protective case or box, with packing material such as styrofoam, cardboard liners, or bubble wrap. Many wineries and bottle shops can provide you with materials they have on hand.




2

Alaska Airlines considers one case of wine to be a single box or case containing up to 12 bottles and weighing 50 lb or less.




3

When you arrive at the airport, go to the check-in desk instead of the kiosk. Let the Alaska Airlines customer service agent know you're checking a case of wine so they can label your box "FRAGILE."



4

Items packaged in a cardboard box are covered in case of loss but checked at your own risk for damage. See the Alaska Airlines checked bag policy for more details.




5

An agent will seal your package. The TSA reserves the right to open your container to check the contents but will reseal it after inspection.




6

A customer service agent will mark your box with stickers indicating fragile contents, then put it on the conveyor belt with checked baggage to be loaded on the plane.



7

After landing, baggage agents will unload your box and transport it to the terminal.



8

Pick up your box of wine in the baggage area. Delivery locations may vary among airports. Ask an Alaska Airlines representative for instructions, if needed.

